



User Guide: How to Access and Use the Risk-Based Sampling (RBS) Calculator in ARM

Purpose: This user guide describes how to access and use the Risk-based Sampling (RBS) calculator in ARM. The following content is covered in this user guide:

1. Access RBS page
2. Calculate and print out RBS pull numbers
3. Update/recalculate the RBS for a commodity


Note: For RBS programmatic training, please contact National Operations Managers via email: marla.j.cazier-mosley@usda.gov and justin.b.wall@usda.gov

1. Access RBS Page

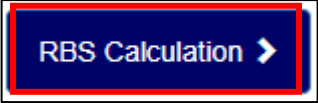
ARM has a calculator to identify samples to be pulled for inspections of propagative material at Plant Inspection Stations. This calculator in ARM replaces the use of the PPQ Plant Inspection Station Sample Size Calculator (V2).

The new RBS calculator is found on the RBS page, which follows the Commodity page in ARM. You can access the RBS page in two different ways:

1. From the Main Workspace:

Step	Action
1	Locate the event identification (ID) number in the main workspace.
2	<p>Click on the RBS Status for the event ID.</p>  <p>Note: The RBS status might differ depending on the progress of your work for the event. The various statuses are: Pending RBS Decision, Pending RBS Calculation, and RBS Completed.</p>

2. From the Commodity page.

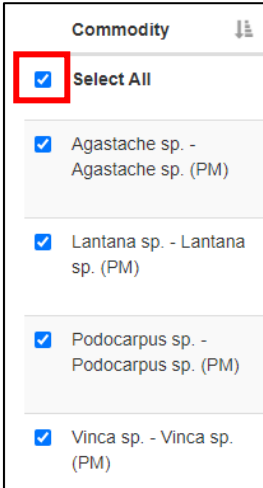
Step	Action
1	Enter or review commodities on the Commodity page.
2	<p>Click on the RBS Calculation tab.</p> <div data-bbox="331 478 646 579" style="border: 1px solid black; padding: 5px; margin: 10px 0;">  </div> <p>OR</p> <p>Click on the RBS Calculation Breadcrumb link.</p> <div data-bbox="337 793 1062 961" style="border: 1px solid black; padding: 10px; margin: 10px 0;"> <p> ● Inspection ● Commodity ● RBS Calculation ● Document Review </p> <p>Commodity</p> <p>Event ID: GUAGA22030002</p> </div>

When the RBS page opens, you will be able to select and calculate the RBS samples for your event.

2. Calculate and Print Out RBS Pull Numbers

The ARM calculator will generate the required number of samples to pull for inspection. As a reminder, the RBS calculation process **does not** apply to shipments of seeds and shipments of plants collected from the wild and their seeds. Additional policy guidance on RBS can be found in the Plant Inspection Station Manual.


To calculate the sample units to pull and inspect, refer to table below:

STEP	ACTION
1	<p>Click on Select All located under the Commodity column.</p> 

2	<p>Select Yes or No on RBS column depending on whether the RBS calculation is needed for all or some commodities.</p>
<p>IF RBS CALCULATION IS REQUIRED FOR:</p>	<p>THEN:</p>
<p><u>All</u> commodities</p>	<p>1. Select Yes on RBS column.</p> <div data-bbox="971 478 1192 743" style="border: 1px solid black; padding: 5px; margin: 10px auto; width: fit-content;"> <p style="text-align: center;">RBS *</p> <div style="border: 1px solid gray; padding: 2px; width: 100%;"> <p style="text-align: center;">Yes ▾</p> <p style="text-align: center;">Select...</p> <div style="background-color: #0070c0; color: white; padding: 2px; text-align: center;">Yes</div> <p style="text-align: center;">NO</p> </div> </div> <p>2. Go to Step 3.</p>
<p><u>Some</u> commodities</p>	<p>1. Select Yes on RBS column.</p> <div data-bbox="961 957 1182 1222" style="border: 1px solid gray; padding: 5px; margin: 10px auto; width: fit-content;"> <p style="text-align: center;">RBS *</p> <div style="border: 1px solid gray; padding: 2px; width: 100%;"> <p style="text-align: center;">Yes ▾</p> <p style="text-align: center;">Select...</p> <div style="background-color: #0070c0; color: white; padding: 2px; text-align: center;">Yes</div> <p style="text-align: center;">NO</p> </div> </div> <p>2. Select No on each commodity that doesn't requires RBS Calculation.</p> <div data-bbox="954 1394 1386 1541" style="border: 1px solid gray; padding: 5px; margin: 10px auto; width: fit-content;"> <div style="background-color: #90ee90; padding: 5px; display: flex; align-items: center;"> <input checked="" type="checkbox"/> Lantana sp. - Lantana sp. (PM) <div style="margin-left: 20px;"> <div style="border: 1px solid gray; padding: 2px; width: 100%;"> <p style="text-align: center;">Yes ▾</p> <p style="text-align: center;">Select...</p> <div style="background-color: #0070c0; color: white; padding: 2px; text-align: center;">No</div> </div> </div> </div> <p>Note: Repeat this step on each commodity as needed.</p> <p>3. Go to Step 3.</p> </div>
<p><u>No</u> commodities</p>	<p>1. Select No on RBS column.</p> <p>2. Go to Step 3.</p>

	<p>Note: This is a required field. You must select a value to complete the process</p>						
3	<p>Select a Producer.</p>						
<table border="1" style="width: 100%;"> <thead> <tr> <th style="text-align: left;">IF PRODUCER IS:</th> <th style="text-align: left;">THEN:</th> </tr> </thead> <tbody> <tr> <td style="padding: 5px;">Populated</td> <td style="padding: 5px;"> <p>Go to Step 4.</p> <p>Note: Producer field is populated with the information selected on the previous Commodity Page. You may also update this information if needed.</p> </td> </tr> <tr> <td style="padding: 5px;"><u>Not</u> populated</td> <td style="padding: 5px;"> <p>1. Select a Producer from the dropdown list.</p> <div data-bbox="906 766 1442 1108" style="border: 1px solid black; padding: 5px; margin: 5px 0;"> </div> <p>Note: If the Producer is not on the dropdown list, refer to User Guide: Find a Trade Party (Importer, Shipper, Broker) in ARM's Help Desk.</p> <p>2. Go to Step 4.</p> </td> </tr> </tbody> </table>	IF PRODUCER IS:	THEN:	Populated	<p>Go to Step 4.</p> <p>Note: Producer field is populated with the information selected on the previous Commodity Page. You may also update this information if needed.</p>	<u>Not</u> populated	<p>1. Select a Producer from the dropdown list.</p> <div data-bbox="906 766 1442 1108" style="border: 1px solid black; padding: 5px; margin: 5px 0;"> </div> <p>Note: If the Producer is not on the dropdown list, refer to User Guide: Find a Trade Party (Importer, Shipper, Broker) in ARM's Help Desk.</p> <p>2. Go to Step 4.</p>	
IF PRODUCER IS:	THEN:						
Populated	<p>Go to Step 4.</p> <p>Note: Producer field is populated with the information selected on the previous Commodity Page. You may also update this information if needed.</p>						
<u>Not</u> populated	<p>1. Select a Producer from the dropdown list.</p> <div data-bbox="906 766 1442 1108" style="border: 1px solid black; padding: 5px; margin: 5px 0;"> </div> <p>Note: If the Producer is not on the dropdown list, refer to User Guide: Find a Trade Party (Importer, Shipper, Broker) in ARM's Help Desk.</p> <p>2. Go to Step 4.</p>						
	<p>Note: SKIP this step if needed. This is a non-required field.</p>						

<p>4</p>	<p>Select a PM Type.</p> <table border="1" data-bbox="328 275 1451 1236"> <thead> <tr> <th data-bbox="328 275 889 317">IF PM TYPE IS:</th> <th data-bbox="889 275 1451 317">THEN:</th> </tr> </thead> <tbody> <tr> <td data-bbox="328 317 889 600"> <p>Populated</p> </td> <td data-bbox="889 317 1451 600"> <p>Go to Step 4.</p> <p>Note: PM Type field is populated with the information selected on Commodity page. You may also update this information if needed.</p> </td> </tr> <tr> <td data-bbox="328 600 889 1236"> <p>Not populated</p> </td> <td data-bbox="889 600 1451 1236"> <p>1. Select a PM Type.</p> <div data-bbox="922 684 1425 989" data-label="Image"> </div> <p>Note: You can use the parent row if the PM Type is the same for all commodities. If not, you can select PM type individually for each commodity.</p> </td> </tr> </tbody> </table> <p>Note: This is a required field. You must select a value to complete the process.</p>	IF PM TYPE IS:	THEN:	<p>Populated</p>	<p>Go to Step 4.</p> <p>Note: PM Type field is populated with the information selected on Commodity page. You may also update this information if needed.</p>	<p>Not populated</p>	<p>1. Select a PM Type.</p> <div data-bbox="922 684 1425 989" data-label="Image"> </div> <p>Note: You can use the parent row if the PM Type is the same for all commodities. If not, you can select PM type individually for each commodity.</p>
IF PM TYPE IS:	THEN:						
<p>Populated</p>	<p>Go to Step 4.</p> <p>Note: PM Type field is populated with the information selected on Commodity page. You may also update this information if needed.</p>						
<p>Not populated</p>	<p>1. Select a PM Type.</p> <div data-bbox="922 684 1425 989" data-label="Image"> </div> <p>Note: You can use the parent row if the PM Type is the same for all commodities. If not, you can select PM type individually for each commodity.</p>						
<p>5</p>	<p>Enter the quantity for commodities, IF needed.</p> <p>Note: This data populates from the Commodity page. You may update if needed.</p>						
<p>6</p>	<p>Select units for the commodities, IF needed.</p> <p>Note: This data populates from the Commodity page. You may update if needed.</p>						

7	<table border="1" style="width: 100%;"> <tr> <th style="width: 50%; text-align: left;">IF:</th> <th style="width: 50%; text-align: left;">THEN:</th> </tr> <tr> <td>Saving the information</td> <td>Click on “Save”. Note: All the information will save in case you are not finishing the process. You may continue to Step 8 when resuming the process.</td> </tr> <tr> <td>Not saving the information</td> <td>Go to Step 8.</td> </tr> </table>	IF:	THEN:	Saving the information	Click on “Save”. Note: All the information will save in case you are not finishing the process. You may continue to Step 8 when resuming the process.	Not saving the information	Go to Step 8.																		
IF:	THEN:																								
Saving the information	Click on “Save”. Note: All the information will save in case you are not finishing the process. You may continue to Step 8 when resuming the process.																								
Not saving the information	Go to Step 8.																								
8	<p>Click on “Add Selected to RBS”.</p> <div style="text-align: center; margin: 10px 0;">  </div> <p>Note: All selected commodities will populate under Heading Number 2 RBS Commodities.</p> <div style="border: 1px solid black; padding: 5px; margin: 10px 0;"> <p>2 RBS Commodities</p> <p>10 records per page Filter <input type="text"/></p> <table border="1" style="width: 100%; border-collapse: collapse;"> <thead> <tr> <th><input type="checkbox"/></th> <th>Origin</th> <th>Producer</th> <th>PM Type</th> <th>Commodities</th> <th>Total Plant Qty</th> <th>Sample Units (Total) *</th> <th>Remarks</th> </tr> </thead> <tbody> <tr> <td><input type="checkbox"/></td> <td>Guatemala</td> <td>Fides Guatemala, SA</td> <td>Rooted Plant (including grafted)</td> <td>Podocarpus sp. - Podocarpus sp. (PM) Vinca sp. - Vinca sp. (PM)</td> <td>1874</td> <td>Inspectional Unit Ex: bags, boxes,</td> <td><input type="text"/></td> </tr> <tr> <td><input type="checkbox"/></td> <td>Guatemala</td> <td>GREEN EXPORT</td> <td>Rooted Plant (including grafted)</td> <td>Agastache sp. - Agastache sp. (PM) Lantana sp. - Lantana sp. (PM)</td> <td>1250</td> <td>Inspectional Unit Ex: bags, boxes,</td> <td><input type="text"/></td> </tr> </tbody> </table> <p>Showing 1 to 2 of 2 entries First Previous 1 Next Last</p> <p style="text-align: right;"><input type="button" value="Remove Selected"/> <input type="button" value="Calculate Selected"/></p> </div> <p>If there are multiple producers then commodities will split out per producer.</p>	<input type="checkbox"/>	Origin	Producer	PM Type	Commodities	Total Plant Qty	Sample Units (Total) *	Remarks	<input type="checkbox"/>	Guatemala	Fides Guatemala, SA	Rooted Plant (including grafted)	Podocarpus sp. - Podocarpus sp. (PM) Vinca sp. - Vinca sp. (PM)	1874	Inspectional Unit Ex: bags, boxes,	<input type="text"/>	<input type="checkbox"/>	Guatemala	GREEN EXPORT	Rooted Plant (including grafted)	Agastache sp. - Agastache sp. (PM) Lantana sp. - Lantana sp. (PM)	1250	Inspectional Unit Ex: bags, boxes,	<input type="text"/>
<input type="checkbox"/>	Origin	Producer	PM Type	Commodities	Total Plant Qty	Sample Units (Total) *	Remarks																		
<input type="checkbox"/>	Guatemala	Fides Guatemala, SA	Rooted Plant (including grafted)	Podocarpus sp. - Podocarpus sp. (PM) Vinca sp. - Vinca sp. (PM)	1874	Inspectional Unit Ex: bags, boxes,	<input type="text"/>																		
<input type="checkbox"/>	Guatemala	GREEN EXPORT	Rooted Plant (including grafted)	Agastache sp. - Agastache sp. (PM) Lantana sp. - Lantana sp. (PM)	1250	Inspectional Unit Ex: bags, boxes,	<input type="text"/>																		
9	<p>Select the commodity or commodities to be calculated.</p> <div style="border: 1px solid black; padding: 5px; margin: 10px 0;"> <table border="1" style="width: 100%; border-collapse: collapse;"> <thead> <tr> <th><input type="checkbox"/></th> <th>Origin</th> <th>Producer</th> <th>PM Type</th> <th>Commodities</th> </tr> </thead> <tbody> <tr style="background-color: #e0ffe0;"> <td><input checked="" type="checkbox"/></td> <td>Guatemala</td> <td>Fides Guatemala, SA</td> <td>Rooted Plant (including grafted)</td> <td>Podocarpus sp. - Podocarpus sp. (PM) Vinca sp. - Vinca sp. (PM)</td> </tr> </tbody> </table> </div> <p>Note: You have the option with the check box for each row to calculate RBS for a single commodity or multiple commodities at the same time.</p>	<input type="checkbox"/>	Origin	Producer	PM Type	Commodities	<input checked="" type="checkbox"/>	Guatemala	Fides Guatemala, SA	Rooted Plant (including grafted)	Podocarpus sp. - Podocarpus sp. (PM) Vinca sp. - Vinca sp. (PM)														
<input type="checkbox"/>	Origin	Producer	PM Type	Commodities																					
<input checked="" type="checkbox"/>	Guatemala	Fides Guatemala, SA	Rooted Plant (including grafted)	Podocarpus sp. - Podocarpus sp. (PM) Vinca sp. - Vinca sp. (PM)																					

10 Enter total number of sample units (bags, boxes, bundles, shelves, etc.) for each commodity(ies).

Note: When you hover the mouse pointer over this field a message box will appear with the definition of “Sample Units (Total).”

11 Enter remarks, **IF** needed.

Note: This is a non-required field, you may **SKIP** this step.

12 Click on “Calculate Selected” tab.

Note: All selected commodities will appear under Heading Number 3 Calculated Rows.

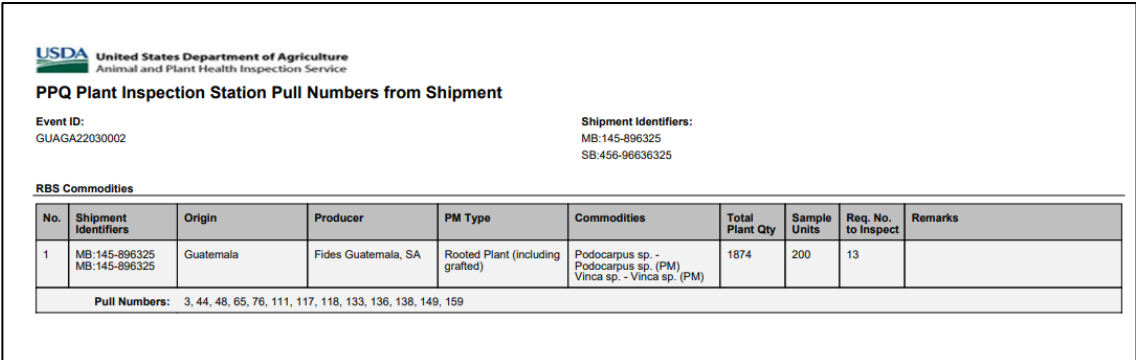
3 Calculated Rows									
10 records per page									
<input type="checkbox"/>	Origin	Producer	PM Type	Commodities	Total Plant Qty	Sample Units (Total)	Req No. To Inspect	Pull Numbers	Remarks
<input type="checkbox"/>	Guatemala	Fides Guatemala, SA	Rooted Plant (including grafted)	Podocarpus sp. - Podocarpus sp. (PM) Vinca sp. - Vinca sp. (PM)	1874	200	13	18, 22, 25, 47, 54, 65, 74, 125, 137, 138, 142, 159, 185	
<input type="checkbox"/>	Guatemala	GREEN EXPORT	Rooted Plant (including grafted)	Agastache sp. - Agastache sp. (PM) Lantana sp. - Lantana sp. (PM)	1250	200	13	41, 56, 65, 67, 102, 108, 110, 112, 133, 150, 155, 158, 169	

Showing 1 to 2 of 2 entries

First Previous 1 Next Last

Recalculate Selected Print Selected

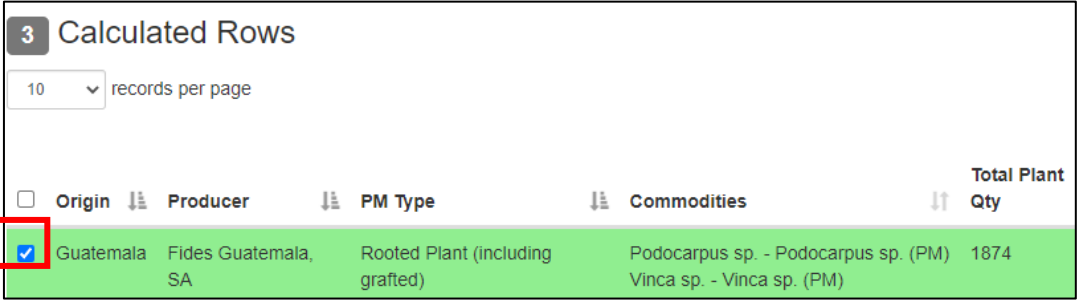

13	<p>Select the commodity(ies) to be printed.</p> <div style="border: 1px solid black; padding: 5px; margin-bottom: 10px;"> <table border="1" style="width: 100%; border-collapse: collapse;"> <thead> <tr> <th style="text-align: left;"><input type="checkbox"/> Origin</th> <th style="text-align: left;"><input type="checkbox"/> Producer</th> <th style="text-align: left;"><input type="checkbox"/> PM Type</th> </tr> </thead> <tbody> <tr style="background-color: #e0ffe0;"> <td><input checked="" type="checkbox"/> Guatemala</td> <td>Fides Guatemala, SA</td> <td>Rooted Plant (including grafted)</td> </tr> <tr> <td><input type="checkbox"/> Guatemala</td> <td>GREEN EXPORT</td> <td>Rooted Plant (including grafted)</td> </tr> </tbody> </table> </div> <table border="1" style="width: 100%; border-collapse: collapse;"> <thead> <tr style="background-color: #cccccc;"> <th style="text-align: left;">IF COMMODITY(IES) ARE TO BE:</th> <th style="text-align: left;">THEN:</th> </tr> </thead> <tbody> <tr> <td style="vertical-align: top; padding: 5px;"> <p>Recalculated</p> </td> <td style="vertical-align: top; padding: 5px;"> <p>1. Click on row(s) with commodity that needs to be recalculated.</p> <div style="border: 1px solid black; padding: 5px; margin-bottom: 10px;"> <table border="1" style="width: 100%; border-collapse: collapse;"> <thead> <tr> <th style="text-align: left;"><input type="checkbox"/> Origin</th> <th style="text-align: left;"><input type="checkbox"/> Producer</th> <th style="text-align: left;"><input type="checkbox"/> PM Type</th> </tr> </thead> <tbody> <tr style="background-color: #e0ffe0;"> <td><input checked="" type="checkbox"/> Guatemala</td> <td>Fides Guatemala, SA</td> <td>Rooted Plant (including grafted)</td> </tr> <tr> <td><input type="checkbox"/> Guatemala</td> <td>GREEN EXPORT</td> <td>Rooted Plant (including grafted)</td> </tr> </tbody> </table> </div> <p>2. Click on “Recalculated Selected” tab.</p> <div style="border: 1px solid black; padding: 5px; margin-bottom: 10px;"> <table border="1" style="width: 100%; border-collapse: collapse;"> <tr> <td style="border: 2px solid red; padding: 5px;">Recalculate Selected</td> <td style="padding: 5px;">Print Selected</td> </tr> </table> </div> <p>Note: All selected commodities will no longer appear under Heading Number 3 Calculated Rows. Note: You will have to repeat steps 9-</p> </td> </tr> <tr> <td style="vertical-align: top; padding: 5px;"> <p>Printed</p> </td> <td style="vertical-align: top; padding: 5px;"> <p>1. Click on row(s) with commodity that needs to be printed.</p> <div style="border: 1px solid black; padding: 5px; margin-bottom: 10px;"> <table border="1" style="width: 100%; border-collapse: collapse;"> <thead> <tr> <th style="text-align: left;"><input type="checkbox"/> Origin</th> <th style="text-align: left;"><input type="checkbox"/> Producer</th> <th style="text-align: left;"><input type="checkbox"/> PM Type</th> </tr> </thead> <tbody> <tr style="background-color: #e0ffe0;"> <td><input checked="" type="checkbox"/> Guatemala</td> <td>Fides Guatemala, SA</td> <td>Rooted Plant (including grafted)</td> </tr> <tr> <td><input type="checkbox"/> Guatemala</td> <td>GREEN EXPORT</td> <td>Rooted Plant (including grafted)</td> </tr> </tbody> </table> </div> <p>2. Click on “Print Selected” tab.</p> <div style="border: 1px solid black; padding: 5px; margin-bottom: 10px;"> <table border="1" style="width: 100%; border-collapse: collapse;"> <tr> <td style="padding: 5px;">Recalculate Selected</td> <td style="border: 2px solid red; padding: 5px;">Print Selected</td> </tr> </table> </div> </td> </tr> </tbody> </table>	<input type="checkbox"/> Origin	<input type="checkbox"/> Producer	<input type="checkbox"/> PM Type	<input checked="" type="checkbox"/> Guatemala	Fides Guatemala, SA	Rooted Plant (including grafted)	<input type="checkbox"/> Guatemala	GREEN EXPORT	Rooted Plant (including grafted)	IF COMMODITY(IES) ARE TO BE:	THEN:	<p>Recalculated</p>	<p>1. Click on row(s) with commodity that needs to be recalculated.</p> <div style="border: 1px solid black; padding: 5px; margin-bottom: 10px;"> <table border="1" style="width: 100%; border-collapse: collapse;"> <thead> <tr> <th style="text-align: left;"><input type="checkbox"/> Origin</th> <th style="text-align: left;"><input type="checkbox"/> Producer</th> <th style="text-align: left;"><input type="checkbox"/> PM Type</th> </tr> </thead> <tbody> <tr style="background-color: #e0ffe0;"> <td><input checked="" type="checkbox"/> Guatemala</td> <td>Fides Guatemala, SA</td> <td>Rooted Plant (including grafted)</td> </tr> <tr> <td><input type="checkbox"/> Guatemala</td> <td>GREEN EXPORT</td> <td>Rooted Plant (including grafted)</td> </tr> </tbody> </table> </div> <p>2. Click on “Recalculated Selected” tab.</p> <div style="border: 1px solid black; padding: 5px; margin-bottom: 10px;"> <table border="1" style="width: 100%; border-collapse: collapse;"> <tr> <td style="border: 2px solid red; padding: 5px;">Recalculate Selected</td> <td style="padding: 5px;">Print Selected</td> </tr> </table> </div> <p>Note: All selected commodities will no longer appear under Heading Number 3 Calculated Rows. Note: You will have to repeat steps 9-</p>	<input type="checkbox"/> Origin	<input type="checkbox"/> Producer	<input type="checkbox"/> PM Type	<input checked="" type="checkbox"/> Guatemala	Fides Guatemala, SA	Rooted Plant (including grafted)	<input type="checkbox"/> Guatemala	GREEN EXPORT	Rooted Plant (including grafted)	Recalculate Selected	Print Selected	<p>Printed</p>	<p>1. Click on row(s) with commodity that needs to be printed.</p> <div style="border: 1px solid black; padding: 5px; margin-bottom: 10px;"> <table border="1" style="width: 100%; border-collapse: collapse;"> <thead> <tr> <th style="text-align: left;"><input type="checkbox"/> Origin</th> <th style="text-align: left;"><input type="checkbox"/> Producer</th> <th style="text-align: left;"><input type="checkbox"/> PM Type</th> </tr> </thead> <tbody> <tr style="background-color: #e0ffe0;"> <td><input checked="" type="checkbox"/> Guatemala</td> <td>Fides Guatemala, SA</td> <td>Rooted Plant (including grafted)</td> </tr> <tr> <td><input type="checkbox"/> Guatemala</td> <td>GREEN EXPORT</td> <td>Rooted Plant (including grafted)</td> </tr> </tbody> </table> </div> <p>2. Click on “Print Selected” tab.</p> <div style="border: 1px solid black; padding: 5px; margin-bottom: 10px;"> <table border="1" style="width: 100%; border-collapse: collapse;"> <tr> <td style="padding: 5px;">Recalculate Selected</td> <td style="border: 2px solid red; padding: 5px;">Print Selected</td> </tr> </table> </div>	<input type="checkbox"/> Origin	<input type="checkbox"/> Producer	<input type="checkbox"/> PM Type	<input checked="" type="checkbox"/> Guatemala	Fides Guatemala, SA	Rooted Plant (including grafted)	<input type="checkbox"/> Guatemala	GREEN EXPORT	Rooted Plant (including grafted)	Recalculate Selected	Print Selected
<input type="checkbox"/> Origin	<input type="checkbox"/> Producer	<input type="checkbox"/> PM Type																																				
<input checked="" type="checkbox"/> Guatemala	Fides Guatemala, SA	Rooted Plant (including grafted)																																				
<input type="checkbox"/> Guatemala	GREEN EXPORT	Rooted Plant (including grafted)																																				
IF COMMODITY(IES) ARE TO BE:	THEN:																																					
<p>Recalculated</p>	<p>1. Click on row(s) with commodity that needs to be recalculated.</p> <div style="border: 1px solid black; padding: 5px; margin-bottom: 10px;"> <table border="1" style="width: 100%; border-collapse: collapse;"> <thead> <tr> <th style="text-align: left;"><input type="checkbox"/> Origin</th> <th style="text-align: left;"><input type="checkbox"/> Producer</th> <th style="text-align: left;"><input type="checkbox"/> PM Type</th> </tr> </thead> <tbody> <tr style="background-color: #e0ffe0;"> <td><input checked="" type="checkbox"/> Guatemala</td> <td>Fides Guatemala, SA</td> <td>Rooted Plant (including grafted)</td> </tr> <tr> <td><input type="checkbox"/> Guatemala</td> <td>GREEN EXPORT</td> <td>Rooted Plant (including grafted)</td> </tr> </tbody> </table> </div> <p>2. Click on “Recalculated Selected” tab.</p> <div style="border: 1px solid black; padding: 5px; margin-bottom: 10px;"> <table border="1" style="width: 100%; border-collapse: collapse;"> <tr> <td style="border: 2px solid red; padding: 5px;">Recalculate Selected</td> <td style="padding: 5px;">Print Selected</td> </tr> </table> </div> <p>Note: All selected commodities will no longer appear under Heading Number 3 Calculated Rows. Note: You will have to repeat steps 9-</p>	<input type="checkbox"/> Origin	<input type="checkbox"/> Producer	<input type="checkbox"/> PM Type	<input checked="" type="checkbox"/> Guatemala	Fides Guatemala, SA	Rooted Plant (including grafted)	<input type="checkbox"/> Guatemala	GREEN EXPORT	Rooted Plant (including grafted)	Recalculate Selected	Print Selected																										
<input type="checkbox"/> Origin	<input type="checkbox"/> Producer	<input type="checkbox"/> PM Type																																				
<input checked="" type="checkbox"/> Guatemala	Fides Guatemala, SA	Rooted Plant (including grafted)																																				
<input type="checkbox"/> Guatemala	GREEN EXPORT	Rooted Plant (including grafted)																																				
Recalculate Selected	Print Selected																																					
<p>Printed</p>	<p>1. Click on row(s) with commodity that needs to be printed.</p> <div style="border: 1px solid black; padding: 5px; margin-bottom: 10px;"> <table border="1" style="width: 100%; border-collapse: collapse;"> <thead> <tr> <th style="text-align: left;"><input type="checkbox"/> Origin</th> <th style="text-align: left;"><input type="checkbox"/> Producer</th> <th style="text-align: left;"><input type="checkbox"/> PM Type</th> </tr> </thead> <tbody> <tr style="background-color: #e0ffe0;"> <td><input checked="" type="checkbox"/> Guatemala</td> <td>Fides Guatemala, SA</td> <td>Rooted Plant (including grafted)</td> </tr> <tr> <td><input type="checkbox"/> Guatemala</td> <td>GREEN EXPORT</td> <td>Rooted Plant (including grafted)</td> </tr> </tbody> </table> </div> <p>2. Click on “Print Selected” tab.</p> <div style="border: 1px solid black; padding: 5px; margin-bottom: 10px;"> <table border="1" style="width: 100%; border-collapse: collapse;"> <tr> <td style="padding: 5px;">Recalculate Selected</td> <td style="border: 2px solid red; padding: 5px;">Print Selected</td> </tr> </table> </div>	<input type="checkbox"/> Origin	<input type="checkbox"/> Producer	<input type="checkbox"/> PM Type	<input checked="" type="checkbox"/> Guatemala	Fides Guatemala, SA	Rooted Plant (including grafted)	<input type="checkbox"/> Guatemala	GREEN EXPORT	Rooted Plant (including grafted)	Recalculate Selected	Print Selected																										
<input type="checkbox"/> Origin	<input type="checkbox"/> Producer	<input type="checkbox"/> PM Type																																				
<input checked="" type="checkbox"/> Guatemala	Fides Guatemala, SA	Rooted Plant (including grafted)																																				
<input type="checkbox"/> Guatemala	GREEN EXPORT	Rooted Plant (including grafted)																																				
Recalculate Selected	Print Selected																																					

		<p>Note: A new window with a PDF form will appear on screen. See picture below.</p>																																							
14	<p>Click on “Print Selected” tab.</p> <div style="border: 1px solid black; padding: 5px; margin: 10px 0;"> <div style="display: flex; justify-content: space-around;"> <div style="border: 1px solid gray; padding: 2px 10px;">Recalculate Selected</div> <div style="border: 2px solid red; padding: 2px 10px;">Print Selected</div> </div> </div> <p>Note: A new window with a PDF form will appear on screen. See picture below.</p> <div style="border: 1px solid black; padding: 10px; margin: 10px 0;">  <p>USDA United States Department of Agriculture Animal and Plant Health Inspection Service</p> <p>PPQ Plant Inspection Station Pull Numbers from Shipment</p> <p>Event ID: GUAGA22030002 Shipment Identifiers: MB:145-896325, SB:456-96636325</p> <table border="1" style="width: 100%; border-collapse: collapse;"> <thead> <tr> <th colspan="10">RBS Commodities</th> </tr> <tr> <th>No.</th> <th>Shipment Identifiers</th> <th>Origin</th> <th>Producer</th> <th>PM Type</th> <th>Commodities</th> <th>Total Plant Qty</th> <th>Sample Units</th> <th>Req. No. to Inspect</th> <th>Remarks</th> </tr> </thead> <tbody> <tr> <td>1</td> <td>MB:145-896325 MB:145-896325</td> <td>Guatemala</td> <td>Fides Guatemala, SA</td> <td>Rooted Plant (including grafted)</td> <td>Podocarpus sp. - Podocarpus sp. (PM) Vinca sp. - Vinca sp. (PM)</td> <td>1874</td> <td>200</td> <td>13</td> <td></td> </tr> <tr> <td colspan="10" style="text-align: center;">Pull Numbers: 3, 44, 48, 65, 76, 111, 117, 118, 133, 136, 138, 149, 159</td> </tr> </tbody> </table> </div>	RBS Commodities										No.	Shipment Identifiers	Origin	Producer	PM Type	Commodities	Total Plant Qty	Sample Units	Req. No. to Inspect	Remarks	1	MB:145-896325 MB:145-896325	Guatemala	Fides Guatemala, SA	Rooted Plant (including grafted)	Podocarpus sp. - Podocarpus sp. (PM) Vinca sp. - Vinca sp. (PM)	1874	200	13		Pull Numbers: 3, 44, 48, 65, 76, 111, 117, 118, 133, 136, 138, 149, 159									
RBS Commodities																																									
No.	Shipment Identifiers	Origin	Producer	PM Type	Commodities	Total Plant Qty	Sample Units	Req. No. to Inspect	Remarks																																
1	MB:145-896325 MB:145-896325	Guatemala	Fides Guatemala, SA	Rooted Plant (including grafted)	Podocarpus sp. - Podocarpus sp. (PM) Vinca sp. - Vinca sp. (PM)	1874	200	13																																	
Pull Numbers: 3, 44, 48, 65, 76, 111, 117, 118, 133, 136, 138, 149, 159																																									

3. Update/Recalculate the RBS for a Commodity

The data entered and selected for RBS inspection in ARM can be updated if needed.

To update/recalculate the RBS for a commodity, refer to table below:

STEP	ACTION						
1	<p>Select calculated commodities that require an update from under Heading Number 3 Calculated Rows.</p> 						
2	<p>Click on “Recalculate Selected” tab.</p>  <p>Note: All selected commodities will no longer appear under Heading Number 3 Calculated Rows.</p>						
3	<p>Go to Heading Number 2 RBS Commodities.</p> <table border="1" data-bbox="328 1350 1455 1560"> <thead> <tr> <th>IF RBS COMMODITY IS TO BE:</th> <th>THEN:</th> </tr> </thead> <tbody> <tr> <td>Removed</td> <td>Go to Step 4A.</td> </tr> <tr> <td>Updated</td> <td>Go to Step 5A.</td> </tr> </tbody> </table>	IF RBS COMMODITY IS TO BE:	THEN:	Removed	Go to Step 4A.	Updated	Go to Step 5A.
IF RBS COMMODITY IS TO BE:	THEN:						
Removed	Go to Step 4A.						
Updated	Go to Step 5A.						

<p>4A</p>	<p>Select commodity(ies) that need to be removed.</p> <table border="1" data-bbox="331 277 1468 478"> <thead> <tr> <th><input type="checkbox"/></th> <th>Origin</th> <th>Producer</th> <th>PM Type</th> <th>Commodities</th> </tr> </thead> <tbody> <tr style="background-color: #e0ffe0;"> <td><input checked="" type="checkbox"/></td> <td>Guatemala</td> <td>Fides Guatemala, SA</td> <td>Rooted Plant (including grafted)</td> <td>Podocarpus sp. - Podocarpus sp. (PM) Vinca sp. - Vinca sp. (PM)</td> </tr> <tr> <td><input type="checkbox"/></td> <td>Guatemala</td> <td>GREEN EXPORT</td> <td>Rooted Plant (including grafted)</td> <td>Agastache sp. - Agastache sp. (PM) Lantana sp. - Lantana sp. (PM)</td> </tr> </tbody> </table>	<input type="checkbox"/>	Origin	Producer	PM Type	Commodities	<input checked="" type="checkbox"/>	Guatemala	Fides Guatemala, SA	Rooted Plant (including grafted)	Podocarpus sp. - Podocarpus sp. (PM) Vinca sp. - Vinca sp. (PM)	<input type="checkbox"/>	Guatemala	GREEN EXPORT	Rooted Plant (including grafted)	Agastache sp. - Agastache sp. (PM) Lantana sp. - Lantana sp. (PM)
<input type="checkbox"/>	Origin	Producer	PM Type	Commodities												
<input checked="" type="checkbox"/>	Guatemala	Fides Guatemala, SA	Rooted Plant (including grafted)	Podocarpus sp. - Podocarpus sp. (PM) Vinca sp. - Vinca sp. (PM)												
<input type="checkbox"/>	Guatemala	GREEN EXPORT	Rooted Plant (including grafted)	Agastache sp. - Agastache sp. (PM) Lantana sp. - Lantana sp. (PM)												
<p>4B</p>	<p>Click on “Remove Selected” tab.</p> <div data-bbox="363 609 824 680" style="border: 1px solid black; padding: 5px; margin: 10px 0;"> <input checked="" type="button" value="Remove Selected"/> <input type="button" value="Calculate Selected"/> </div> <p>Note: All selected commodities will no longer appear under Heading Number 2 RBS Commodities.</p>															
<p>4C</p>	<p>Select the commodity(ies) to be calculated under Heading Number 1 Select Commodities for RBS.</p> <div data-bbox="354 974 834 1411" style="border: 1px solid black; padding: 10px; margin: 10px 0;"> <p>1 Select Commodities for RBS</p> <p>10 records per page</p> <table border="1"> <thead> <tr> <th>Commodity</th> <th>RBS *</th> <th>Origin</th> </tr> </thead> <tbody> <tr> <td><input type="checkbox"/> Select All</td> <td>Select...</td> <td></td> </tr> <tr style="background-color: #e0ffe0;"> <td><input checked="" type="checkbox"/> Agastache sp. - Agastache sp. (PM)</td> <td>Yes</td> <td>Guatemala</td> </tr> <tr style="background-color: #e0ffe0;"> <td><input checked="" type="checkbox"/> Lantana sp. - Lantana sp. (PM)</td> <td>Yes</td> <td>Guatemala</td> </tr> </tbody> </table> </div>	Commodity	RBS *	Origin	<input type="checkbox"/> Select All	Select...		<input checked="" type="checkbox"/> Agastache sp. - Agastache sp. (PM)	Yes	Guatemala	<input checked="" type="checkbox"/> Lantana sp. - Lantana sp. (PM)	Yes	Guatemala			
Commodity	RBS *	Origin														
<input type="checkbox"/> Select All	Select...															
<input checked="" type="checkbox"/> Agastache sp. - Agastache sp. (PM)	Yes	Guatemala														
<input checked="" type="checkbox"/> Lantana sp. - Lantana sp. (PM)	Yes	Guatemala														
<p>4D</p>	<p>Update information as needed.</p>															

<p>4E</p>	<p>Click on “Add Selected to RBS”.</p> <div data-bbox="354 275 675 344" style="border: 2px solid red; padding: 5px; text-align: center; margin: 10px 0;"> <p>Add Selected To RBS</p> </div> <p>Note: All selected commodities will populate under Heading Numer 2 RBS Commodities.</p> <div data-bbox="337 518 1448 770" style="border: 1px solid black; padding: 5px;"> <p>2 RBS Commodities</p> <p>10 records per page</p> <table border="1"> <thead> <tr> <th><input type="checkbox"/></th> <th>Origin</th> <th>Producer</th> <th>PM Type</th> <th>Commodities</th> <th>Total Plant Qty</th> <th>Sample Units (Total)*</th> <th>Remarks</th> </tr> </thead> <tbody> <tr> <td><input type="checkbox"/></td> <td>Guatemala</td> <td>Fides Guatemala, SA</td> <td>Rooted Plant (including grafted)</td> <td>Podocarpus sp. - Podocarpus sp. (PM) Vinca sp. - Vinca sp. (PM)</td> <td>1874</td> <td>Inspectional Unit Ex: bags, boxes,</td> <td></td> </tr> <tr> <td><input type="checkbox"/></td> <td>Guatemala</td> <td>GREEN EXPORT</td> <td>Rooted Plant (including grafted)</td> <td>Agastache sp. - Agastache sp. (PM) Lantana sp. - Lantana sp. (PM)</td> <td>1250</td> <td>Inspectional Unit Ex: bags, boxes,</td> <td></td> </tr> </tbody> </table> <p>Showing 1 to 2 of 2 entries</p> <p style="text-align: right;"> <input type="button" value="First"/> <input type="button" value="Previous"/> <input type="button" value="1"/> <input type="button" value="Next"/> <input type="button" value="Last"/> </p> <p style="text-align: right;"> <input type="button" value="Remove Selected"/> <input type="button" value="Calculate Selected"/> </p> </div>	<input type="checkbox"/>	Origin	Producer	PM Type	Commodities	Total Plant Qty	Sample Units (Total)*	Remarks	<input type="checkbox"/>	Guatemala	Fides Guatemala, SA	Rooted Plant (including grafted)	Podocarpus sp. - Podocarpus sp. (PM) Vinca sp. - Vinca sp. (PM)	1874	Inspectional Unit Ex: bags, boxes,		<input type="checkbox"/>	Guatemala	GREEN EXPORT	Rooted Plant (including grafted)	Agastache sp. - Agastache sp. (PM) Lantana sp. - Lantana sp. (PM)	1250	Inspectional Unit Ex: bags, boxes,	
<input type="checkbox"/>	Origin	Producer	PM Type	Commodities	Total Plant Qty	Sample Units (Total)*	Remarks																		
<input type="checkbox"/>	Guatemala	Fides Guatemala, SA	Rooted Plant (including grafted)	Podocarpus sp. - Podocarpus sp. (PM) Vinca sp. - Vinca sp. (PM)	1874	Inspectional Unit Ex: bags, boxes,																			
<input type="checkbox"/>	Guatemala	GREEN EXPORT	Rooted Plant (including grafted)	Agastache sp. - Agastache sp. (PM) Lantana sp. - Lantana sp. (PM)	1250	Inspectional Unit Ex: bags, boxes,																			
<p>4F</p>	<p>1. Select the commodity or commodities to be calculated under the RBS Commodities.</p> <div data-bbox="328 942 1464 1142" style="border: 1px solid black; padding: 5px;"> <table border="1"> <thead> <tr> <th><input type="checkbox"/></th> <th>Origin</th> <th>Producer</th> <th>PM Type</th> <th>Commodities</th> </tr> </thead> <tbody> <tr style="background-color: #e0ffe0;"> <td><input checked="" type="checkbox"/></td> <td>Guatemala</td> <td>Fides Guatemala, SA</td> <td>Rooted Plant (including grafted)</td> <td>Podocarpus sp. - Podocarpus sp. (PM) Vinca sp. - Vinca sp. (PM)</td> </tr> <tr> <td><input type="checkbox"/></td> <td>Guatemala</td> <td>GREEN EXPORT</td> <td>Rooted Plant (including grafted)</td> <td>Agastache sp. - Agastache sp. (PM) Lantana sp. - Lantana sp. (PM)</td> </tr> </tbody> </table> </div> <p>2. Go to Step 5C.</p>	<input type="checkbox"/>	Origin	Producer	PM Type	Commodities	<input checked="" type="checkbox"/>	Guatemala	Fides Guatemala, SA	Rooted Plant (including grafted)	Podocarpus sp. - Podocarpus sp. (PM) Vinca sp. - Vinca sp. (PM)	<input type="checkbox"/>	Guatemala	GREEN EXPORT	Rooted Plant (including grafted)	Agastache sp. - Agastache sp. (PM) Lantana sp. - Lantana sp. (PM)									
<input type="checkbox"/>	Origin	Producer	PM Type	Commodities																					
<input checked="" type="checkbox"/>	Guatemala	Fides Guatemala, SA	Rooted Plant (including grafted)	Podocarpus sp. - Podocarpus sp. (PM) Vinca sp. - Vinca sp. (PM)																					
<input type="checkbox"/>	Guatemala	GREEN EXPORT	Rooted Plant (including grafted)	Agastache sp. - Agastache sp. (PM) Lantana sp. - Lantana sp. (PM)																					
<p>5A</p>	<p>Click on commodity or commodities that need to be updated.</p> <div data-bbox="344 1272 872 1482" style="border: 1px solid black; padding: 5px;"> <table border="1"> <thead> <tr> <th><input type="checkbox"/></th> <th>Origin</th> <th>Producer</th> <th>PM Type</th> </tr> </thead> <tbody> <tr style="background-color: #e0ffe0;"> <td><input checked="" type="checkbox"/></td> <td>Guatemala</td> <td>Fides Guatemala, SA</td> <td>Rooted Plant (including grafted)</td> </tr> <tr> <td><input type="checkbox"/></td> <td>Guatemala</td> <td>GREEN EXPORT</td> <td>Rooted Plant (including grafted)</td> </tr> </tbody> </table> </div>	<input type="checkbox"/>	Origin	Producer	PM Type	<input checked="" type="checkbox"/>	Guatemala	Fides Guatemala, SA	Rooted Plant (including grafted)	<input type="checkbox"/>	Guatemala	GREEN EXPORT	Rooted Plant (including grafted)												
<input type="checkbox"/>	Origin	Producer	PM Type																						
<input checked="" type="checkbox"/>	Guatemala	Fides Guatemala, SA	Rooted Plant (including grafted)																						
<input type="checkbox"/>	Guatemala	GREEN EXPORT	Rooted Plant (including grafted)																						
<p>5B</p>	<p>Update information as needed.</p>																								

5C Click on “Calculate Selected” tab.



Note: All selected commodities will appear under Heading Number 3 Calculated Rows.

3 Calculated Rows									
10 records per page									
<input type="checkbox"/>	Origin	Producer	PM Type	Commodities	Total Plant Qty	Sample Units (Total)	Req. No. To Inspect	Pull Numbers	Remarks
<input type="checkbox"/>	Guatemala	Fides Guatemala, SA	Rooted Plant (including grafted)	Podocarpus sp. - Podocarpus sp. (PM) Vinca sp. - Vinca sp. (PM)	1874	200	13	18, 22, 25, 47, 54, 65, 74, 125, 137, 138, 142, 159, 185	
<input type="checkbox"/>	Guatemala	GREEN EXPORT	Rooted Plant (including grafted)	Agastache sp. - Agastache sp. (PM) Lantana sp. - Lantana sp. (PM)	1250	200	13	41, 56, 65, 67, 102, 108, 110, 112, 133, 150, 155, 158, 169	

Showing 1 to 2 of 2 entries

First Previous 1 Next Last

Recalculate Selected Print Selected

5D Select the commodity or commodities that need to be printed.

<input type="checkbox"/>	Origin	Producer	PM Type
<input checked="" type="checkbox"/>	Guatemala	Fides Guatemala, SA	Rooted Plant (including grafted)
<input type="checkbox"/>	Guatemala	GREEN EXPORT	Rooted Plant (including grafted)

5E Click on “Print Selected” tab.



Note: A new window with a PDF form will appear on screen. See picture below.

No.	Shipment Identifiers	Origin	Producer	PM Type	Commodities	Total Plant Qty	Sample Units	Req. No. to Inspect	Remarks
1	MB:145-896325 MB:145-896325	Guatemala	Fides Guatemala, SA	Rooted Plant (including grafted)	Podocarpus sp. - Podocarpus sp. (PM) Vinca sp. - Vinca sp. (PM)	1874	200	13	

Pull Numbers: 3, 44, 48, 65, 76, 111, 117, 118, 133, 136, 138, 149, 159